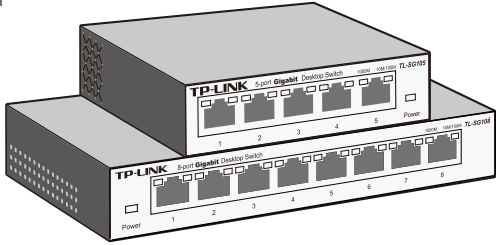


Installation Guide

5/8-Port Gigabit Desktop Switch

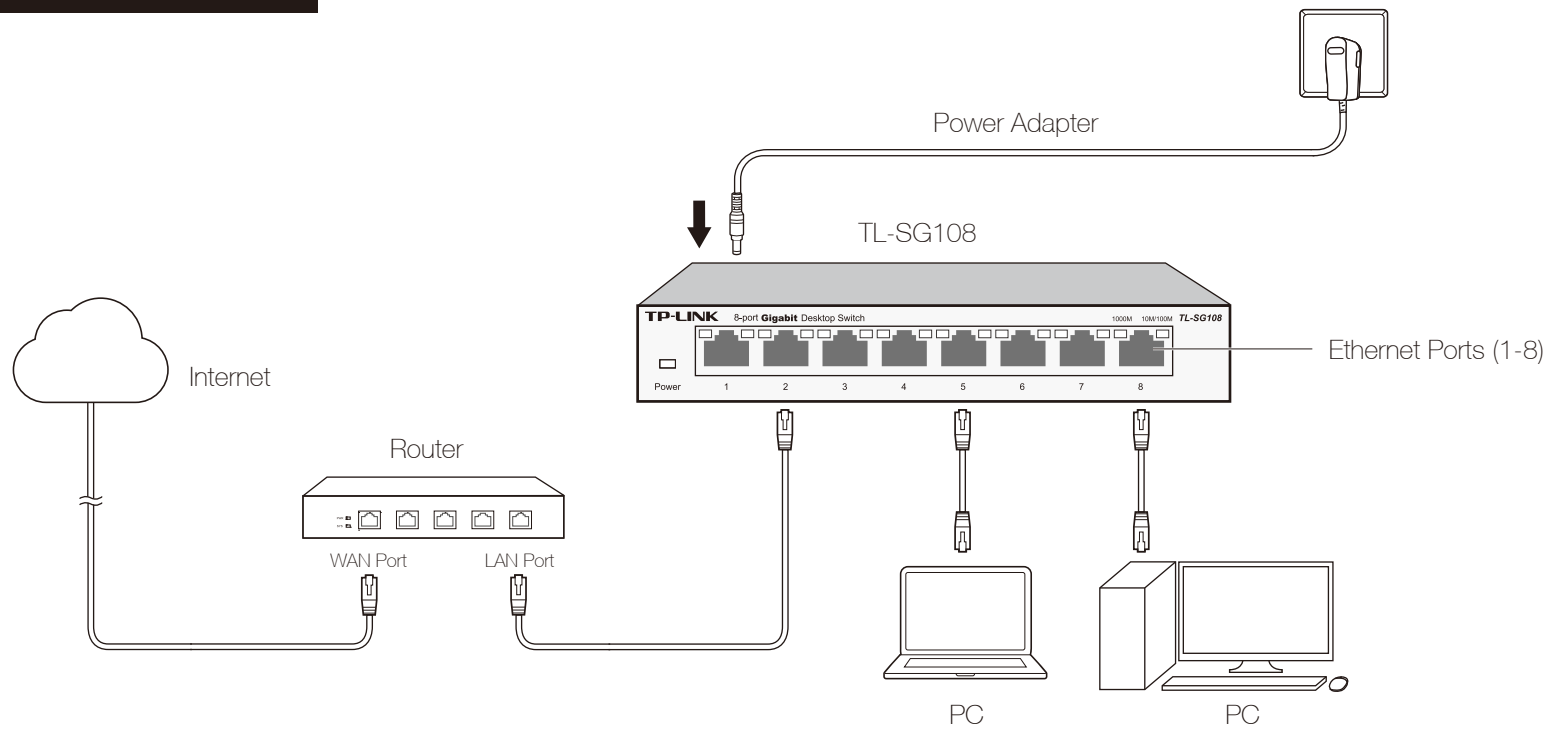
TL-SG105/TL-SG108



7106505509 REV2.1.2

For more information, please visit our website: <http://www.tp-link.com>

Connection



Note: For simplicity, we will take TL-SG108 for example throughout this Guide.

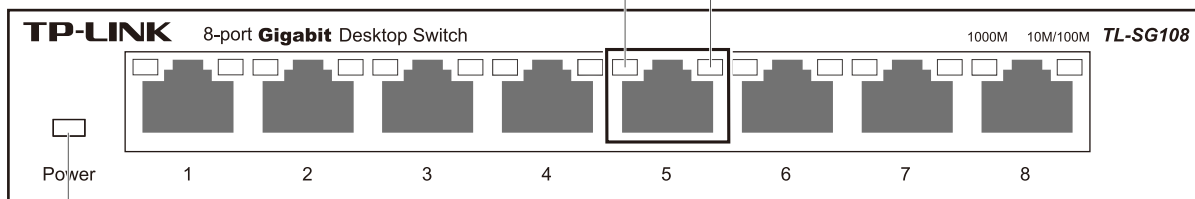
LED Explanation

1000M (Green)

On: Connected to a 1000Mbps device
Flashing: Transmitting/receiving data

10M/100M (Yellow)

On: Connected to a 10/100Mbps device
Flashing: Transmitting/receiving data



Power

On: Power on
Off: Power off

Frequently Asked Questions (FAQ)

Q1. The Power LED is not lit.

The Power LED should be lit when the power system is working normally. If the Power LED is not lit, please check as follows:

A1: Make sure the power adapter is connected to the switch with power source properly.

A2: Make sure the voltage of the power supply meets the requirements of the input voltage of the switch.

A3: Make sure the power source is ON.

Q2. Neither the 1000M LED nor the 10M/100M LED is lit when a device is connected to the corresponding port.

It is recommended that you check the following items:

A1: Make sure that the cable connectors are firmly plugged into the switch and the device.

A2: Make sure the connected device is turned on and works normally.

A3: The cable must be less than 100 meters long (328 feet).

Environmental and Physical Specifications

Operating Temperature	0°C~40°C (32°F~104°F)
Storage Temperature	-40°C~70°C (-40°F~158°F)
Operating Humidity	10%~90% non-condensing
Storage Humidity	5%~95% non-condensing

General Specifications

Standard	IEEE802.3, IEEE802.3u, IEEE802.3ab, IEEE802.1p
Protocol	CSMA/CD
Data Transfer Rate	Ethernet: 10Mbps (Half Duplex) 20Mbps (Full Duplex) Fast Ethernet: 100Mbps (Half Duplex) 200Mbps (Full Duplex) Gigabit Ethernet: 2000Mbps (Full Duplex)
Network Media (Cable)	10Base-T: UTP category 3, 4, 5 cable (maximum 100m) EIA/TIA-568 100Ω STP (maximum 100m) 100Base-TX: UTP category 5, 5e cable (maximum 100m) EIA/TIA-568 100Ω STP (maximum 100m) 1000Base-T: UTP category 5e cable (maximum 100m) EIA/TIA-568 100Ω STP (maximum 100m)
Interface	5/8 10/100/1000Mbps Auto-Negotiation RJ45 Ports
LED indicators	Power, 10/100M LED, 1000M LED
Advanced Features	IGMP Snooping, QoS (802.1p/DSCP Priority)
Transfer Method	Store-and-Forward
MAC Address Learning	Automatically learning, automatically aging
Frame Filter Rate	10Base-T: 14881pps/Port 100Base-Tx: 148810pps/Port 1000Base-T: 1488095pps/Port
Frame Forward Rate	10Base-T: 14881pps/Port 100Base-Tx: 148810pps/Port 1000Base-T: 1488095pps/Port

SAFETY NOTICES

⚠ Cautions

Do not use this product near water, for example, in a wet basement or near a swimming pool.

Avoid using this product during an electrical storm. There may be a remote risk of electric shock from lightning.

COPYRIGHT & TRADEMARKS

Specifications are subject to change without notice. **TP-LINK®** is a registered trademark of TP-LINK TECHNOLOGIES CO., LTD. Other brands and product names are trademarks or registered trademarks of their respective holders.

No part of the specifications may be reproduced in any form or by any means or used to make any derivative such as translation, transformation, or adaptation without permission from TP-LINK TECHNOLOGIES CO., LTD. Copyright © 2015 TP-LINK TECHNOLOGIES CO., LTD. All rights reserved. <http://www.tp-link.com>

CE Mark Warning

This is a class B product. In a domestic environment, this product may cause radio interference, in which case the user may be required to take adequate measures.



FCC STATEMENT

This equipment has been tested and found to comply with the limits for a Class B digital device, pursuant to part 15 of the FCC Rules. These limits are designed to provide reasonable protection against harmful interference in a residential installation. This equipment generates, uses and can radiate radio frequency energy and, if not installed and used in accordance with the instructions, may cause harmful interference to radio communications. However, there is no guarantee that interference will not occur in a particular installation. If this equipment does cause harmful interference to radio or television reception, which can be determined by turning the equipment off and on, the user is encouraged to try to correct the interference by one or more of the following measures:

- Reorient or relocate the receiving antenna.
- Increase the separation between the equipment and receiver.
- Connect the equipment into an outlet on a circuit different from that to which the receiver is connected.
- Consult the dealer or an experienced radio/ TV technician for help.

This device complies with part 15 of the FCC Rules. Operation is subject to the following two conditions:

- 1) This device may not cause harmful interference.
- 2) This device must accept any interference received, including interference that may cause undesired operation.

Any changes or modifications not expressly approved by the party responsible for compliance could void the user's authority to operate the equipment.