

Omada EAP | Datasheet

EAP215-Bridge KIT

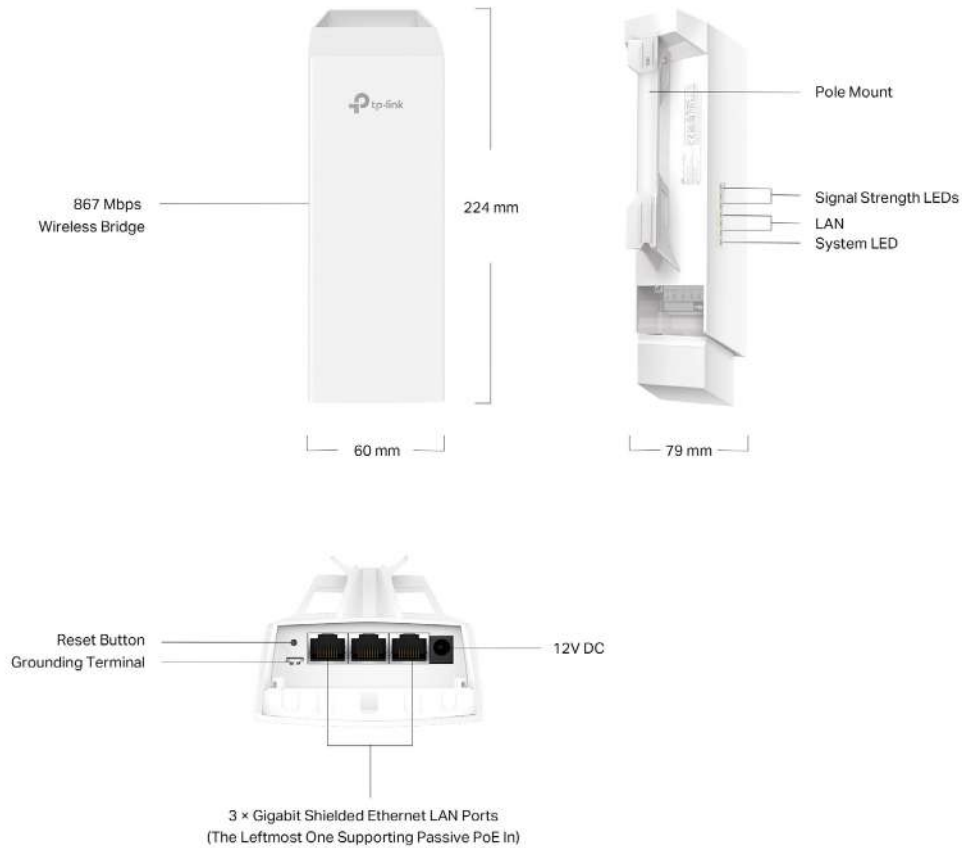
5GHz 867Mbps Long-range Indoor/Outdoor Access Point



Highlights

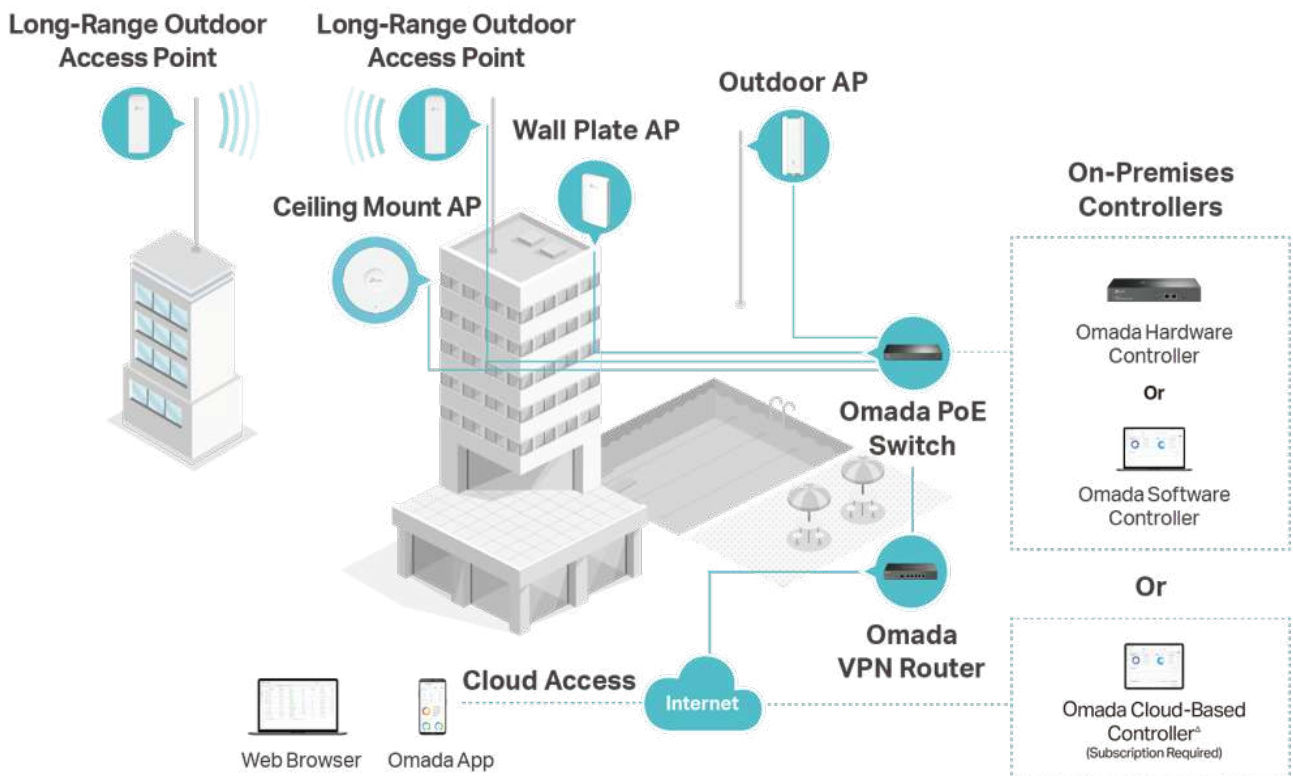
- 802.11ac for up to 867 Mbps on the 5 GHz wireless data rate.
- Ideal for long-range wireless transmission up to 5 km.
- Auto-pairing and agile LEDs for efficient deployment.
- 3 × Gigabit Ethernet ports for more high-speed IP camera connections.
- Supports Omada SDN for remote and centralized management.
- IP65 weatherproof enclosure and 6kV lightning protection ensure all-weather suitability.
- Supports Passive PoE for flexible deployment (adapter included).

Product Pictures



Omada Solution

Omada's Software Defined Networking (SDN) platform integrates network devices, including access points, switches, and gateways, providing 100% centralized cloud management. Omada creates a highly scalable network—all controlled from a single interface.



Specifications

Outdoor AP

Model		EAP215-Bridge
Name		5GHz 867Mbps Long-range Indoor/Outdoor Access Point
Main Design	LAN Interfaces	3x Gigabit Ethernet Port
	Wi-Fi Standards	IEEE 802.11a/n/ac
	Maximum Data Rate	867 Mbps (5 GHz)
	Wireless Client Capacity	8
	Bluetooth	-
	Antennas	Internal 2×2 Dual-polarized directional MIMO antenna 5 GHz: 11.0 dBi
	Transmit Power	CE: <23dBm (5 GHz, band 1/2, EIRP); <30dBm (5 GHz band3, EIRP); FCC: <22dBm (5 GHz band1/4)
Reception Sensitivity	5GHz: 11ac VHT20 MCS0:-94dBm; 11ac VHT20 MCS8:-71dBm; 11ac VHT40 MCS0:-90.5dBm; 11ac VHT40 MCS9:-66.5dBm; 11ac VHT80 MCS0:-87.5dBm; 11ac VHT80 MCS8:-63dBm	
Centralized Management	Omada Software Controller	√
	Omada Hardware Controller	√
	Omada APP	√
Security	Captive Portal Authentication	√
	Access Control	√
	Maximum number of MAC Filter	4000
	Wireless Isolation between Clients	-
	VLAN	√
	Rogue AP Detection	√
	Wireless Encryption	√
802.1X Support	-	

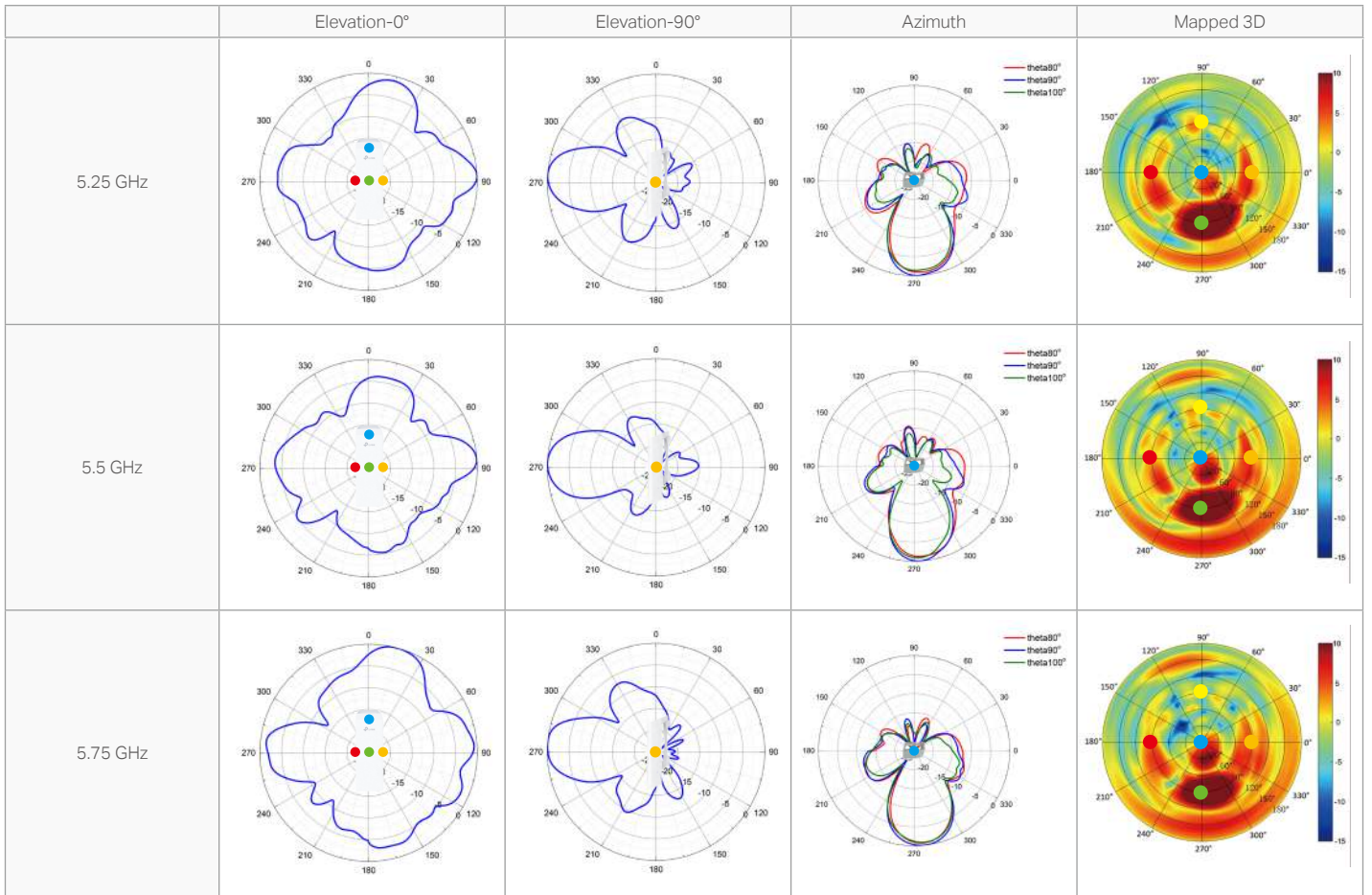
Outdoor AP

Model		EAP215-Bridge
Wireless Function	Multiple SSIDs	8
	Channel	US: 5G: 36,40,44,48,149,153,157,161,165 EU: 5G: 36,40,44,48,52,56,60,64,100,104,108,112,116,120,124,128,132,136,140
	Enable/Disable Wireless Radio	√
	Enable/Disable SSID Broadcast	√
	Guest Network	√
	Automatic Channel Assignment	-
	Transmit Power Control	-
	QoS (WMM)	√
	Seamless Roaming	-
	Mesh	√
	Beamforming	√
	MU-MIMO	5G 2x2 MU-MIMO DL
	OFDMA	-
	Rate Limit	√
	Load Balance	√
	Airtime Fairness	√
	Band Steering	-
	RADIUS Accounting	√
	MAC Authentication	√
	Reboot Schedule	√
Wireless Schedule	√	
Wireless Statistics	√	
Static IP/Dynamic IP	√	
Support Data Rates	802.11ac	6.5 Mbps to 867 Mbps (MCS0-MCS9, NSS = 1 to 2 VHT20/40/80)
	802.11n	6.5 Mbps to 300 Mbps (MCS0-MCS15, HT20/40)
	802.11a	6, 9, 12, 18, 24, 36, 48, 54 Mbps
Management	LED ON/OFF Control	√
	Management MAC Access Control	√
	Web-based Management	√
	SNMP	√
	SSH	√
	Restore & Backup	√
	Firmware update via Web	√
	NTP	√
	System Log	√
	Email Alerts	-
Physical & Environment	Power Supply	12V DC / 24V Passive PoE
	Maximum Power Consumption	11.5W
	Reset	√
	Mounting	Pole mounting (Accessories included)

Outdoor AP

Model		EAP215-Bridge
Others	Certifications	CE, FCC, RoHS
	Dimensions (W x D x H)	224 × 79 × 60 mm
	Net Weight	330.9g
	Enclosure Material / Rack Material	Enclosure: ASA-HB Pole Mounting Straps: Nylon 66
	Lightning Protection	Air discharge: ±8kV Contact discharge: ±4kV Common mode 10/700: ±6kV
	Environment	Operating Temperature: -40 °C–70 °C (-40 °F–158 °F); Storage Temperature: -40 °C–70 °C (-40 °F–158 °F); Operating Humidity: 10%–90% non-condensing; Storage Humidity: 5%–90% non-condensing

Antenna Radiation Patterns



Wireless Speed and Range Disclaimer

Maximum wireless transmission rates are the physical rates derived from IEEE Standard 802.11 specifications. Range and coverage specifications were defined according to test results under normal usage conditions. Actual wireless transmission rate and wireless coverage are not guaranteed, and will vary as a result of 1) environmental factors, including building materials, physical objects and obstacles, 2) network conditions, including local interference, volume and density of traffic, product location, network complexity, and network overhead and 3) client limitations, including rated performance, location, connection quality, and client condition.

All products are tested in real outdoor environments. Actual range and throughput depend on the transmission power and environmental factors such as wireless interference, obstacles, weather, etc.

Lightning and Electro-Static Discharge Protection Disclaimer

Protection against lightning and electro-static discharge may be achieved through proper product setup, grounding and cable shielding. Refer to the instruction manual and consult an IT professional to assist with setting up this product.

Wireless Client Capacity Disclaimer

Wireless client capacity specifications were defined according to test results under normal usage conditions. Actual wireless client capacity is not guaranteed, and will vary as a result of 1) environmental factors, including building materials, physical objects and obstacles, 2) network conditions, including local interference, volume and density of traffic, product location, network complexity, and network overhead and 3) client limitations, including rated performance, location, connection quality, and client condition.

Ethernet Port Limitation Disclaimer

Actual network speed may be limited by the rate of the product's Ethernet WAN or LAN port, the rate supported by the network cable, Internet service provider factors and other environmental conditions.

PoE Disclaimer

PoE budget calculations are based on laboratory testing. Actual PoE power budget is not guaranteed and will vary as a result of client limitations and environmental factors.

MU-MIMO Disclaimer

MU-MIMO capability requires client devices that also support MU-MIMO.

Seamless Roaming Disclaimer

Seamless roaming requires both the access point and client devices to support 802.11k and 802.11v protocols.